





Wisteria and a Pearl Spotted Emperor

You will need

RIBBON

Di van Niekerk's silk and organza ribbons

-  2mm colour 21
-  4mm colour 33
-  4mm colour 64
-  4mm colour 78
-  25mm organza 99

THREAD

Use one strand of thread, unless suggested otherwise.






DMC six-strand embroidery floss

-  809
-  840
-  452

Rajmahal Art.Silk

-  104
-  841
-  226

NEEDLES

- Chenille size 20 
- Chenille size 22 
- Embroidery size 9 
- Embroidery size 10 
- Tapestry size 18 



OTHER

- Water-soluble fabric: 20cm (8") square (x 2)
15cm (6") hoop
- Black waterproof pigment ink pen. See page 23
- Small brown seed beads: size 15/0

STITCHES USED

Stitches are listed alphabetically in the stitch gallery on page 36.

Note: Read more about ribbon stitch in the techniques and stitches chapter on page 19.

Back stitch, blanket stitch, French knot, pistil stitch and straight/stab stitch.



Template to trace